

HPC-6240

2U short-depth Optimized Chassis for ASMB-62 Series Edge Accelerator Server Board

NEW



Features

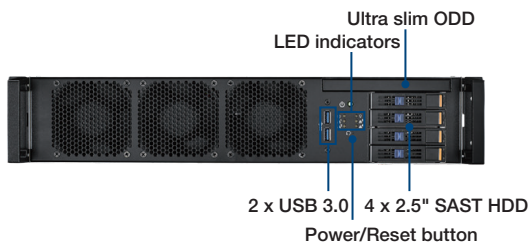
- Supports ASMB-62 edge series motherboard
- Four 2.5" hot-swappable SATA drive bays (2 NVMe drives in option)
- Four FH/FL and four FH/HL expansion slots
- 1200W 1+1 redundant power supply with 80 Plus platinum level certificate
- Ultra Slim ODD support in option
- 2U Front Bezel in option

CE FCC


Specifications

		External	Internal
Drive Bay	Ultra Slim ODD	1	-
	2.5"	4	-
	3.5"	-	-
Cooling	Fan	3 (8 cm/132 CFM) + 1 (6 cm/75 CFM)	
	Air Filter	No	
Front I/O Interface	USB3.0	2	
Miscellaneous	LED Indicators	Power Status, LAN Status, System information LED	
	Riser Cage 1	Four PCIe FH/FL (Total 350W power consumption)	
Expansion slot	Riser Cage 2	Two PCIe FH/HL	
	Riser Cage 3	Two PCIe FH/HL	
Environment	Temperature	Operating 0 ~ 40 °C (32 ~ 104 °F)	Non-operating -40 ~ 70 °C (-40 ~ 156 °F)
	Humidity	10 ~ 95% @ 40 °C, non-condensing	
	Vibration	0.3 Grms	
	Shock	10 G (with 11 ms duration, half sine wave)	
	Physical Characteristics	Dimensions (W x H x D)	438 mm x 88 mm x 523 mm (17.24" x 3.46" x 20.59")
	Weight	16 kg	


Front View



Inside View

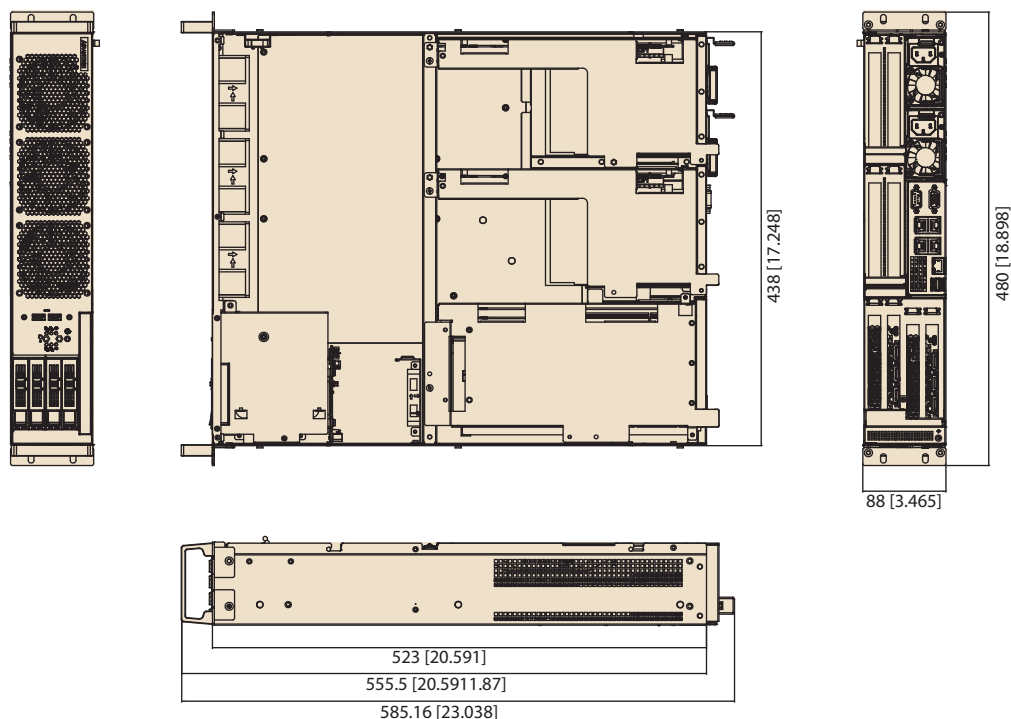


Rear View



Dimensions

Unit: mm [inch]



Ordering Information

Part Number	MB Form Factor	CPU	CPU Cooler	GPU	Built-in PSU
HPC-6240-12RX	Proprietary	Dual CPU, up to 165W	2U	1 x 350W with active fan, or 2 x 175W with active fan	1200W 1+1 Redundant Power Supply
HPC-6240-12ZX	Proprietary	Dual CPU, up to 165W	2U	1 x 350W with active fan, or 2 x 175W with active fan	1200W, 1+0 Single (non-Redundancy) PSU

Note: Do not support add-on cards which need to be connected to additional power cables from the top.

Packing List

Part Number	Description	Quantity
1960082434N001	Rack Mounting Bracket	2
1960082514T001	Handler	2
1960098660N000	Extension bracket for 9.5" GPU Card	1
1960097878N000	Extension bracket for 10.5" GPU Card	1
9661310000E	2.5" HDD Tray	4

Optional Accessories

Part Number	Description	Quantity
96CB-SATAPOWER-6P2	ODD power cable	1
96PSRM-A1K2WCRPA	RPSU CRPS module A/D 100-240V 1200W	1
1700021735-01	ODD data cable	1
1700032433-01	GPU power cable for GPU card with PCIe 8P+8P power connector	1
1700033606-01	GPU power cable for GPU card with CPU 8P power connector	1
98R1310001E	2 ports NVMe Kits	1
98R16200010	2U Front Bezel	1
968DE00012	20" ~ 22" Slide Rail fit 438mm Chassis	1

Note: GPU Power Cable quantity depends on GPU Cards power connector quantity.