

# ACP-4010/4320

## 4U Rackmount Chassis with Dual System Support or Dual SAS/SATA HDD Trays

**NEW**

PICMG 1.0

PICMG 1.3



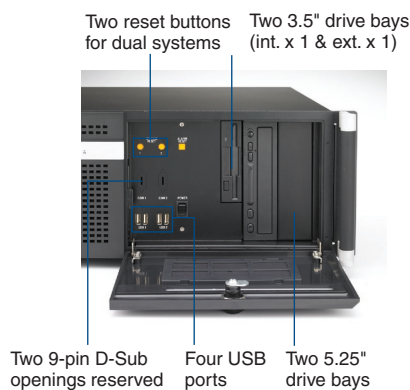
### Features

- Supports either an ATX motherboard or a backplane up to 15 slots
- ACP-4010 supports one or two systems in a single chassis
- ACP-4010 supports two 5.25" and two 3.5" disk drives (one front-accessible and one internal). Installation of all 15 full-length cards will sacrifice the two 3.5" disk drive bays.
- ACP-4320 supports dual SAS/SATA HDD trays for data monitoring applications
- LED indicators and alarm notification for system fault detection and network connection
- Lockable front door prevents unauthorized access

### Specifications

Drive Bay	5.25"	Front-accessible	2
	3.5"		2 (int. x 1 + ext. x 1) / 2 SAS/SATA HDDs
Cooling	Fan		2 (85 CFM each) / 1 (114 CFM) + 1 (28 CFM)
	Air Filter		Yes
Front I/O Interface	USB		4 / 2
	9-pin D-Sub		2 (Reserved) / -
Environment	Temperature	Operating	0 ~ 40° C (32 ~ 104° F)
		Non-Operating	-20 ~ 60° C (-4 ~ 140° F)
	Humidity		10 ~ 85 % @ 40° C, non-condensing
			10 ~ 95 % @ 40° C, non-condensing
	Vibration (5 ~ 500 Hz)		1 Grms
Miscellaneous	Shock		2 G
			10 G (with 11 ms duration, half sine wave)
			30 G
Physical	Altitude		0 to 3,048 m (0 ~ 10,000 ft)
	Weight		16.6 kg (36.5 lb) / 17.6 kg (38.7 lb)
Miscellaneous	Notification LEDs		Power, HDD, Temperature, Fan, LAN1, and LAN2
	Rear Panel		BP version: One 9-pin D-Sub opening MB version: Five 9-pin D-Sub and one 68-pin SCSI openings

#### Front drive bay of ACP-4010




#### Easy-to-maintain dual fans



Inside view of ACP-4010

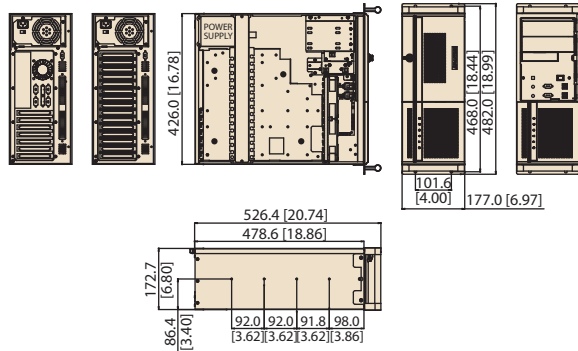
#### Front drive bay of ACP-4320



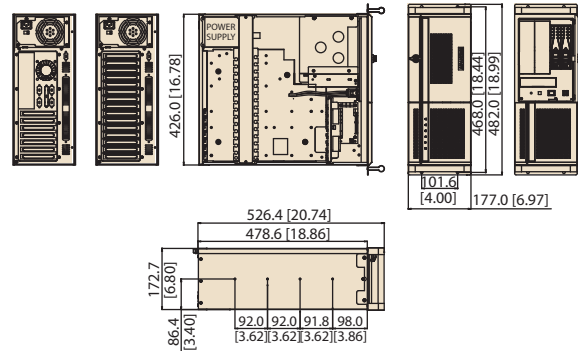
## Dimensions

Unit: mm (inch)

### ACP-4010



### ACP-4320



## Power Supply Options

Part Number	Watt	Input	Specifications			
			Output	Mini-load	Safety	MTBF
PS-300ATX-ZBE (ATX, PFC)	300 W	AC 100 ~ 240 V (full range)	+5 V @ 30 A, +3.3 V @ 28 A, +12 V @ 15 A, -5 V @ 0.3 A, -12 V @ 0.8 A, +5 Vsb @ 2 A	+5 V @ 0.5 A, +12 V @ 0.5 A	UL/cUL/TUV/CB/CCC	100,000 hrs @ 25° C
PS-400ATX-ZBE (ATX, PFC)	400 W	AC 100 ~ 240 V (full range)	+5 V @ 35 A, +3.3 V @ 28 A, +12 V @ 30 A, -5 V @ 0.5 A, -12 V @ 0.8 A, +5 Vsb @ 2 A	+5 V @ 3 A, +12 V @ 1 A, +5 Vsb @ 0.1 A	UL/cUL/TUV/CB/CCC	91,000 hrs @ 25° C
PS-500ATX-ZE (ATX, PFC)	500 W	AC 115 ~ 240 V (full range)	+5 V @ 40 A, +3.3 V @ 30 A, +12 V @ 32 A, -5 V @ 0.8 A, -12 V @ 1 A, +5 Vsb @ 2 A	+5 V @ 2.5 A, +12 V @ 1 A, +5 Vsb @ 0.1 A	UL/cUL/TUV/CB/CCC	98,000 hrs @ 25° C
RPS-300ATX-ZE (ATX, PFC)	300 W	AC 100 ~ 240 V (full range)	+5 V @ 25 A, +3.3 V @ 18 A, +12 V @ 16 A, -5 V @ 0.5 A, -12 V @ 0.5 A, +5 Vsb @ 2 A	+5 V @ 3 A, +3.3 V @ 1 A, +12 V @ 2 A, +5 Vsb @ 0.1 A	UL/cUL/TUV/CB/CCC	100,000 hrs @ 25° C
RPS-400ATX-ZE (ATX, PFC)	400 W	AC 100 ~ 240 V (full range)	+5 V @ 35 A, +3.3 V @ 25 A, +12 V @ 28 A, -5 V @ 0.5 A, -12 V @ 1.2 A, +5 Vsb @ 2 A	+5 V @ 3 A, +3.3 V @ 1 A, +12 V @ 2 A, +5 Vsb @ 0.1 A	UL/cUL/TUV/CB/CCC	100,000 hrs @ 25° C

## Accessories

Part Number	Descriptions
96CD-52X-I-AS-B3	Black 5.25" 52X CD-ROM
96DVR-40X-I-AS-B	Black 5.25" 16X/40X/24X DVDRW-ROM
96FDD-144-TE-B	Black 3.5" FDD
1990001299	Fan filter 95 x 130 mm
1990001298	Door filter 150 x 68 mm
96624K0000E	Fan 120 x 120 x 25 mm
9662132000E	Black 3.5" mobile HDD tray

### ACP-4320



Easy-to-maintain system fan & reusable filter design

## Ordering Information

Model Name	Power Supply	Motherboard/Backplane	Regulation
<b>BP Version</b>			
ACP-4010BP-00XE	Without power supply, with ATX switch	-	-
ACP-4010BP-30ZE	PS-300ATX-ZBE	-	CE
ACP-4320BP-00XE	Without power supply, with ATX switch	-	-
ACP-4320BP-30ZE	PS-300ATX-ZBE	-	CE
<b>MB Version</b>			
ACP-4010MB-00XE	Without power supply, with ATX switch	-	-
ACP-4010MB-30ZE	PS-300ATX-ZBE	-	CE
ACP-4320MB-00XE	Without power supply, with ATX switch	-	-
ACP-4320MB-30ZE	PS-300ATX-ZBE	-	CE