

# PICMG 1.3 Full-Size SHB Backplanes


## Server Grade Backplanes

Compatible with PCE-7000 Series System Host Board

### 2U Butterfly Backplanes

#### PCE-7B06V-04A1E

- 6-slot Butterfly BP for 2U chassis
- Segment: 1
- One CPU card slot
- PCIe slot: One x8
- PCI-X slot: N/A
- PCI slot: Four 32/33
- Compatible with IPC chassis: ACP-2000EBP and IPC-602EBP



### 8-slot Wallmount Chassis Backplanes

#### PCE-7B08-04A1E

- 8-slot BP for 8-slot chassis
- Segment: 1
- One CPU card slot
- PCIe slot: Two x8; One x4
- PCI-X slot: N/A
- PCI slot: Four 32/33
- Compatible with IPC chassis: IPC-6608



### 14-slot Rackmount Chassis Backplanes


#### PCE-7B13-64C1E

- 13-slot BP for 14-slot chassis
- Segment: 1
- One CPU card slot
- PCIe slot: Two x8
- PCI-X slot: Two 64/100; Four 64/66
- PCI slot: Four 32/33
- Compatible with IPC chassis: IPC-510, IPC-610, IPC-611, ACP-4000, ACP-4010, ACP-4320, ACP-4340, and ACP-4360



#### PCE-7B13-07A1E


- 13-slot BP for 14-slot chassis
- Segment: 1
- One CPU card slot
- PCIe slot: Two x8, Three x4
- PCI-X slot: N/A
- PCI slot: Seven 32/33
- Compatible with IPC chassis: IPC-510, IPC-610, IPC-611, ACP-4000, ACP-4010, ACP-4320, ACP-4340, and ACP-4360



## 14-slot Rackmount Chassis Backplanes

### PCE-7B09R-04A1E


- 9-slot BP for 14-slot chassis
- Segment: 1
- One CPU card slot
- PCIe slot: One x8, Three x4
- PCI-X slot: N/A
- PCI slot: Four 32/33
- Compatible with IPC chassis: IPC-510, IPC-610, IPC-611, ACP- 4000, ACP-4010, ACP-4320, ACP-4340, and ACP-4360



## 20-slot Rackmount Chassis Backplanes


### PCE-7B17-00A1E

- 17 slot BP for 20-slot chassis
- Segments: 1
- One CPU card slot
- PCIe slot: five x8, eleven x4
- PCI-X slot: N/A
- PCI slot: N/A
- Compatible with IPC chassis: IPC-623, IPC-622



### PCE-7B19-88B1E

- 19-slot BP for 20-slot chassis
- Segments: 1
- One CPU card slot
- PCIe slot: Two X8
- PCI-X slot: Eight 64/100
- PCI slot: Eight 32/33
- Compatible with IPC chassis: IPC-623, IPC-622




# Mainstream Backplanes

Compatible with PCE-5000 Series System Host Board

## 1U Butterfly Backplanes

### PCE-5B03V-01A1E


- 3-slot Butterfly BP for 1U chassis
- Segments: 1
- One CPU card slot
- PCIe slot: One x16
- PCI-X slot: N/A
- PCI slot: One 32/33
- Compatible with IPC chassis: ACP-1010



## 2U Butterfly Backplanes


### PCE-5B06V-04A1E

- 6-slot Butterfly BP for 2U chassis
- Segments: 1
- One CPU card slot
- PCIe slot: One x16
- PCI-X slot: N/A
- PCI slot: Four 32/33
- Compatible with IPC chassis: ACP-2000EBP and IPC-602EBP




### PCE-5B05V-30B1E

- 5-slot Butterfly BP for 2U chassis
- Segments: 1
- One CPU card slot
- PCIe slot: One x16
- PCI-X slot: Two 64/100; one 64/133
- PCI slot: N/A
- Compatible with IPC chassis: ACP-2000EBP and IPC-602EBP



### PCE-5B06V-00A1E

- 6-slot Butterfly BP for 2U chassis
- Segments: 1
- One CPU card slot
- PCIe slot: One x16; Four x1
- PCI-X slot: N/A
- PCI slot: N/A
- Compatible with IPC chassis: ACP-2000EBP and IPC-602EBP



## 5-slot Wallmount Chassis Backplanes

### PCE-5B05-02A1E

- 5-slot BP for 5-slot chassis
- Segments: 1
- One CPU card slot
- PCIe slot: One x16; One x4
- PCI-X slot: N/A
- PCI slot: Two
- Compatible with IPC chassis: IPC-6025



### PCE-5B04-20B1E

- 4-slot BP for 5-slot chassis
- Segments: 1
- One CPU card slot
- PCIe slot: One x16
- PCI-X slot: Two 64/100
- PCI slot: N/A
- Compatible with IPC chassis: IPC-6025



### PCE-5B05-04A1E

- 5-slot BP for 5-slot chassis
- Segments: 1
- One CPU card slot
- PCIe slot: N/A
- PCI-X slot: N/A
- PCI slot: Four 32/33
- Compatible with IPC-6025



### PCE-5B05-03A1E

- 5 slot BP for 5 slot chassis
- Segments: 1
- One CPU card slot
- PCIe slot: One x16
- PCI-X slot: N/A
- PCI slot: Three PCI 32/33
- Compatible with IPC chassis: IPC-6025



## 6-slot Wallmount Chassis Backplanes

### PCE-5B06-00A1E

- 6-slot BP for 6-slot chassis
- Segments: 1
- One CPU card slot
- PCIe slot: One x16; Four x1
- PCI-X slot: N/A
- PCI slot: N/A
- Compatible with IPC chassis: IPC-6606, and IPC-6806W




### PCE-5B06-04A1E

- 6-slot BP for 6-slot chassis
- Segments: 1
- One CPU card slot
- PCIe slot: One x16
- PCI-X slot: N/A
- PCI slot: Four 32/33
- Compatible with IPC chassis: IPC-6606, and IPC-6806W



### PCE-5B06-03A1E

- 6 slot BP for 6 slot chassis
- Segments: 1
- One CPU card slot
- PCIe slot: One x16; One x4
- PCI-X slot: N/A
- PCI slot: Three PCI 32/33
- Compatible with IPC chassis: IPC-6606, and IPC-6806W



## 8-slot Wallmount Chassis Backplanes

### PCE-5B07-04A1E

- 7-slot BP for 8-slot chassis
- Segments: 1
- One CPU card slot
- PCIe slot: One x16; One x4
- PCI-X slot: N/A
- PCI slot: Four 32/33
- Compatible with IPC chassis: IPC-6608 and IPC-6908



### PCE-5B08-02A1E


- 8-slot BP for 8-slot chassis
- Segments: 1
- One CPU card slot
- PCIe slot: One x16; Four x1
- PCI-X slot: N/A
- PCI slot: Two 32/33
- Compatible with IPC chassis: IPC-6608 and IPC-6908



## 10-slot Wallmount Chassis Backplanes


### PCE-5B09-06A1E

- 9-slot BP for 10-slot chassis
- Segments: 1
- One CPU card slot
- PCIe slot: One x16; One x4
- PCI-X slot: N/A
- PCI slot: Six 32/33
- Compatible with IPC chassis: IPC-510, IPC-610, ACP-4000, ACP-4010, ACP-4320, and ACP-4360



### PCE-5B09-04A1E

- 9-slot for 10-slot chassis
- Segments: 1
- One CPU card slot
- PCIe slot: One x16, three x4
- PCI-X slot: N/A
- PCI slot: Four 32/33
- Compatible with IPC chassis: IPC-510, IPC-610, ACP-4000, ACP-4010, ACP-4320, and ACP-4360



## 14-slot Rackmount Chassis Backplanes

### PCE-5B10-04A1E

- 10-slot BP for 14-slot chassis
- Segments: 1
- One CPU card slot
- PCIe slot: One x16; Four x1
- PCI-X slot: N/A
- PCI slot: Four 32/33
- Compatible with IPC chassis: IPC-510, IPC-610, IPC-611, ACP-4000, ACP-4010, ACP-4320 and ACP-4360



### PCE-5B12-64C1E


- 12-slot BP for 14-slot Chassis
- Segments: 1
- One CPU card slot
- PCIe slot: One x16
- PCI-X slot: Two 64/100; Four 64/66
- PCI slot: Four 32/33
- Compatible with IPC chassis: IPC-510, IPC-610, IPC-611, ACP-4000, ACP-4010, ACP-4320, and ACP-4360



## 14-slot Rackmount Chassis Backplanes


### PCE-5B13-08A1E

- 13-slot BP for 14-slot chassis
- Segments: 1
- One CPU card slot
- PCIe slot: One x16; Three x1
- PCI-X slot: N/A
- PCI slot: Eight 32/33
- Compatible with IPC chassis: IPC-510, IPC-610, IPC-611, ACP-4000, ACP-4010, ACP-4320, and ACP-4360



### PCE-5B12D-04A1E

- 12-slot BP for 14-slot chassis
- Segments: 2
- Each segment:
  - One CPU card slot
  - PCIe slot: One x16
  - PCI-X slot: N/A
  - PCI slot: Four 32/33
- Compatible with IPC chassis: ACP-4010



### PCE-5B12-07A1E

- 13-slot BP for 14-slot chassis
- Segment: 1
- One CPU card slot
- PCIe slot: One x16, Three x4
- PCI-X slot: 0
- PCI slot: Seven 32/33
- Compatible with IPC chassis: IPC-510, IPC-610, IPC-611, ACP-4000, ACP-4320, ACP-4360, ACP-4010



## 20-slot Rackmount Chassis Backplanes

### PCE-5B18-88B1E

- 18-slot BP for 20-slot chassis
- Segments: 1
- One CPU card slot
- PCIe slot: One x16
- PCI-X slot: Eight 64/66
- PCI slot: Eight 32/33
- Compatible with IPC chassis: IPC-623, IPC-622




### PCE-5B16Q-02A1E

- 16-slot BP for 20-slot chassis
- Segments: 4
- Each segment:
  - One CPU card slot
  - PCIe slot: One x16
  - PCI-X slot: N/A
  - PCI slot: Two 32/33
- Compatible with IPC chassis: IPC-623, IPC-622



### PCE-5B12-00A1E

- 12-slot BP for 20-slot chassis
- Segments: 1
- One CPU card slot
- PCIe slot: Ten x16 and one x4
- PCI-X slot: N/A
- PCI slot: N/A
- Compatible with IPC chassis: IPC-623, IPC-622



### PCE-5B19-00A1E

- 19 slot BP for 20-slot chassis
- Segments: 1
- One CPU card slot
- PCIe slot: Seventeen x16 and One x4
- PCI-X slot: N/A
- PCI slot: N/A
- Compatible with IPC chassis: IPC-623, IPC-622

